

META CANTILEVER RACKS

META ATLAS® ST and META
MULTISTRONG® cantilever
and long goods racks



META – your partner for warehouse furnishings

Top quality from own production



META Racking Systems

We are a medium-sized company based in Arnsberg in the Sauerland region – where we are deeply rooted by tradition and by our workforce, the things which have formed the cornerstone of our success.

With an average length of service of 10 years, our employees stay with the company for an unusually long period of time, thus ensuring a high level of specialisation in all areas! A good operating environment and our successful employee training and further education programme ensure an enduring loyalty to the company.

This benefits our customers as well as our commercial partners.

Our product range includes:

- **bolted or boltless shelving systems**
- **wide-span racks**
- **pallet racks**
- **multi-tier shelving systems**
- **dynamic storage racks for piece goods and pallets, through to automatically operated shelving systems**
- **mobile shelving**
- **cantilever racks**

... produced & stored on an area of more than 16,000 square metres in Arnsberg/Sauerland.

Service & Support



Service & Support

- planning, supply & assembly – all from one source
- one contact partner to speak to, whatever your question is
- extensive nation-wide support from our field representatives
- represented all over Europe through our subsidiaries, distribution partners and branches
- professional advice from our service staff
- comprehensive product catalogues, special information brochures & individual product flyers
- customer-specific product development and improvements
- professional partnership contracts with special conditions & services
- fast and reliable delivery service
- support with in-house exhibitions
- racking inspection and training

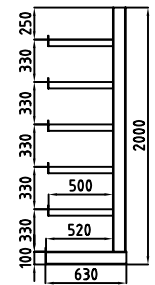

Page

META – your partner for individual warehouse furnishings	2
META – all-round service	3
META ATLAS® ST cantilever & long goods racks	4 – 5
System description cantilever, general	6 – 7
META MULTISTRONG® Light standard bays	8 – 9
NEW META MULTISTRONG® Medium standard bays	10 – 11
META MULTISTRONG® Light & Medium range of accessories	12 – 13
NEW META MULTISTRONG® Heavy standard bays	14 – 17
META MULTISTRONG® Light, Medium & Heavy case studies	18 – 21
META steel structures and platforms, practical solutions made of steel	22 – 23

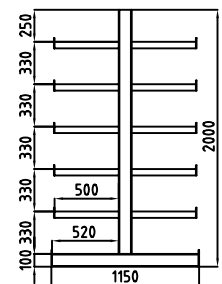
META ATLAS® ST cantilever racks



Standard bays for welded cantilever racks



Cantilever arm single



Cantilever arm double

- Cantilever arms with the same arm length
- The welded cantilever uprights are made of hot-rolled and cold-rolled steel sections
- Flexible solution for the horizontal storage of long and heavy goods
- Spacing: 1,350 mm (distance between the centres of cantilever uprights)

Cantilever rack META ATLAS® ST single side · Load capacity per arm 200 kg · RAL 5010 gentian blue

Height mm	Length mm	Depth mm	Number of arms	Number of uprights	Upright load, single side kg	Foot plate load, single side kg	Item No.
2000	2700	500	5	3	1000	1000	■ 97831
2000	4050	500	5	4	1000	1000	■ 97832
2000	5400	500	5	5	1000	1000	■ 97833
2000	6750	500	5	6	1000	1000	■ 97836

Cantilever rack META ATLAS® ST double side · Load capacity per arm 200 kg · RAL 5010 gentian blue

Height mm	Length mm	Depth mm	Number of arms	Number of uprights	Upright load, single side kg	Foot plate load, single side kg	Item No.
2000	2700	500	2 x 5	3	1000	1000	■ 97837
2000	4050	500	2 x 5	4	1000	1000	■ 97839
2000	5400	500	2 x 5	5	1000	1000	■ 97840
2000	6750	500	2 x 5	6	1000	1000	■ 97841

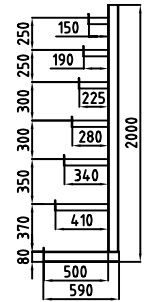

Planning dimensions & load data

Spacing: 1,350 mm (distance between centres of cantilever uprights)
Overall length: Nominal length + 55 mm
Overall depth: Single-sided = 630 mm double-sided = 1.150 mm

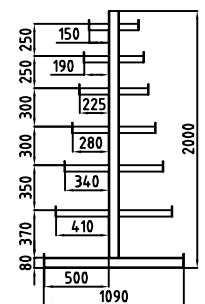
The depth indicated in the tables is the usable depth of the arms on each side.



Standard bays for welded long goods racks



Long goods single



Long goods double

- **Cantilever arms with varying arm lengths**
(shortening towards the top)
- **The welded cantilever uprights** are made of hot-rolled and cold-rolled steel sections
- Flexible solution for the horizontal storage of long and heavy goods
- **Spacing: 1,350 mm**
(distance between the centres of cantilever uprights)

Long goods rack META ATLAS® ST single side · Load capacity per arm 150 kg · RAL 5010 gentian blue

Height mm	Length mm	Depth mm	Number of arms	Number of uprights	Upright load, single side kg	Foot plate load, single side kg	Item No.
2000	2700	500	6	3	900	750	■ 97843
2000	4050	500	6	4	900	750	■ 97844
2000	5400	500	6	5	900	750	■ 97845
2000	6750	500	6	6	900	750	■ 97846

Long goods rack META ATLAS® ST double side · Load capacity per arm 150 kg · RAL 5010 gentian blue

Height mm	Length mm	Depth mm	Number of arms	Number of uprights	Upright load, single side kg	Foot plate load, single side kg	Item No.
2000	2700	500	2 x 6	3	900	750	■ 97847
2000	4050	500	2 x 6	4	900	750	■ 97848
2000	5400	500	2 x 6	5	900	750	■ 97849
2000	6750	500	2 x 6	6	900	750	■ 97850

Spacing dimensions & load data

Spacing: 1,350 mm (distance between the centres of cantilever uprights)
Overall length: Nominal length + 46 mm
Overall depth: Single-sided = 590 mm double-sided = 1.090 mm

The depth indicated in the tables is the usable depth of the longest arm on each side.
 The usable depth of the arms on each side is 150 – 410 mm.



System description

MULTISTRONG Light & Medium

- **complete safety** down to the last detail
- **lift lock** secures the cantilever arms to prevent them from lifting off accidentally when goods are placed or removed



The adjusting screw is tightened to produce an even tilt. In this way, round materials roll automatically toward the uprights. It also produces a firm connection between the cantilever arm and the upright.

High load capacity through intelligent profiling technology with low use of materials



The end stops are inserted in the cantilever arms. They cannot be knocked out unintentionally from beneath. The cantilever arms have punch holes at 100 mm intervals.

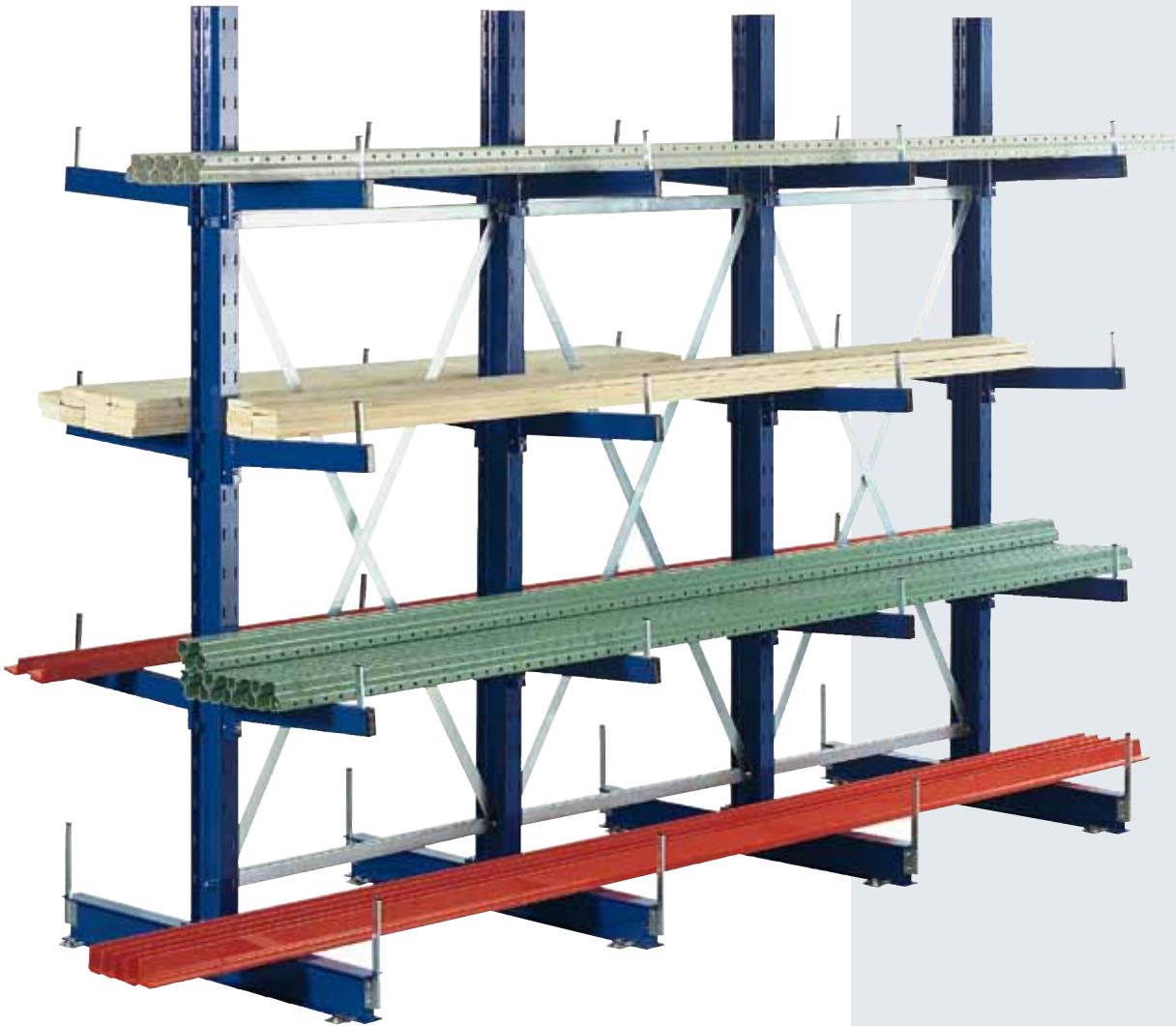


META MULTISTRONG® Light

- **L = light load capacity** of the cantilever arms
- **Hot-rolled IPE 120 sections** – punched on both sides for subsequent conversion from single-side to double-side; in this case only the foot section needs to be replaced
- **Foot level storage** up to 5 times the load capacity of the cantilever arms
- Cantilever arm positions adjustable in 100 mm steps, cross-section 40 x 30 mm
- Cross-bracing in each bay (starter / add-on bay system) for easiest possible assembly and secure stability
- **Dimensional variants:**
 - Standard height of uprights: 2,000, 2,500, 3,000 mm
 - Standard spacing: 1,030, 1,330 mm
 - Standard cantilever arm depth: each 400, 500, 600 mm
- **Cantilever load:** up to 220 kg¹⁾
- **Load on uprights for cantilevered levels:**
 - single side: up to 1,750 kg
 - double side: up to 3.500 kg

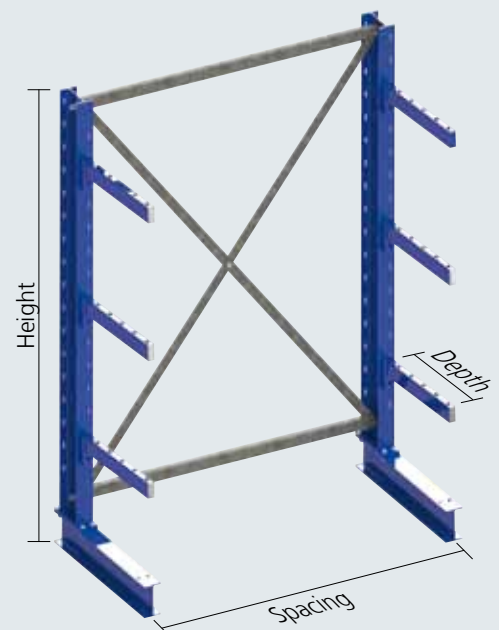
META MULTISTRONG® cantilever racks

System description



META MULTISTRONG® Medium

- **M = medium load** of the cantilever arms
- **Hot-rolled IPE 140 sections** – punched on both sides for subsequent conversion from single-side to double-side; in this case only the foot section needs to be replaced
- **Foot level storage** up to 5 times the load capacity of the cantilever arms
- Cantilever arm positions adjustable in 100 mm steps, cross-section 70 x 30 mm
- Cross-bracing in each bay (starter / add-on bay system) for easiest possible assembly and secure stability
- **Dimensional variants:**
 - Standard height of uprights: 2,000, 2,500, 3,000, 3,500 mm
 - Standard spacing: 1,030, 1,330 mm
 - Standard cantilever arm depth: each 400, 500, 600, 800 mm
- **Cantilever load:** up to 535 kg¹⁾
- **Load on uprights for cantilevered levels:**
 - single side: up to 2,880 kg
 - double side: up to 5.760 kg



For dimensional information, please go to the product range pages

Cantilever racks - Standard bays for "Light"



- rack for **light** load requirements
- for horizontal/vertical storage of long goods, and storage of timber strips and panels
- hot-rolled **IPE 120** sections punched on both sides for subsequent conversion from single-side to double-side; in this case only the foot section needs to be replaced
- **cantilever arms** adjustable in 100 mm steps
- **top class** solid brand quality
- **complete safety** down to the last detail
- **'built-in' expansion options** and made-to-measure custom solutions
- **quick access to goods**
- **lift lock** secures the cantilever arms to prevent them from lifting off accidentally when goods are placed or removed



cantilever arm inserted and fastened with a locking screw, height adjustable at any time, and rack can be converted at a later time

Planning dimensions & load data

Length of starter bay:	Spacing + 64 mm
Depth of single-sided rack:	Nominal length + 210 mm
Depth of double-sided rack:	2x nominal depth + 220 mm
Foot load	= 5 x arm load

Note on safety:

If height/depth ratio is $\geq 5 : 1$, or operating conditions so require, then floor anchoring is required.



For the META MULTISTRONG® range of accessories, see Pages 12 – 13

META MULTISTRONG® Light cantilever racks

META MULTISTRONG® Light IPE 120 · Spacing 1030 mm · RAL 5010 gentian blue

Height mm	Length mm	Depth mm	Number of arms	Arm load kg	Upright load		Single-sided rack		Double-sided rack	
					single sided kg	Item No.	Starter bay Item No.	Add-on bay Item No.	Starter bay Item No.	Add-on bay Item No.
2000	1000	400	4	220	1750	74937	74943	75020	75021	
2000	1000	500	4	175	1450	74945	74947	75022	75023	
2000	1000	600	4	140	1300	74948	74949	75024	75025	
2500	1000	400	4	220	1610	74977	74978	75035	75036	
2500	1000	500	4	175	1300	74979	74980	75037	75038	
2500	1000	600	4	140	1120	74981	74982	75039	75041	
3000	1000	400	5	220	1500	98097	98098	98103	98104	
3000	1000	500	5	175	1200	98099	98100	98105	98106	
3000	1000	600	5	140	1000	98101	98102	98107	98108	

META MULTISTRONG® Light IPE 120 · Spacing 1330 mm · RAL 5010 gentian blue

Height mm	Length mm	Depth mm	Number of arms	Arm load kg	Upright load		Single-sided rack		Double-sided rack	
					single sided kg	Item No.	Starter bay Item No.	Add-on bay Item No.	Starter bay Item No.	Add-on bay Item No.
2000	1300	400	4	220	1750	75001	75002	75042	75043	
2000	1300	500	4	175	1450	75003	75004	75044	75045	
2000	1300	600	4	140	1300	75005	75006	75046	75047	
2500	1300	400	4	220	1610	75013	75014	75056	75057	
2500	1300	500	4	175	1300	75015	75016	75058	75059	
2500	1300	600	4	140	1120	75017	75018	75060	75061	
3000	1300	400	5	220	1500	98109	98110	98115	98116	
3000	1300	500	5	175	1200	98111	98112	98117	98118	
3000	1300	600	5	140	1000	98113	98114	98119	98120	

Cantilever uprights Light L IPE 120 · RAL 5010 gentian blue

Height mm	Depth mm	Arm load kg	Upright load		Uprights	
			single sided kg	Item No.	single sided Item No.	double sided Item No.
2000	400	220	1750	74848	74857	
2000	500	175	1450	74849	74858	
2000	600	140	1300	74850	74859	
2500	400	220	1610	74854	74863	
2500	500	175	1300	74855	74864	
2500	600	140	1120	74856	74865	
3000	400	220	1500	98025	98028	
3000	500	175	1200	98026	98029	
3000	600	140	1000	98027	98030	

Bracing complete

Description	Dimensions	Galvanised
	mm	Item No.
Complete, galvanised surface	1030	74898
	1330	74899

Additional cantilever arm Light, height 40 mm

Description	Depth	Load	RAL 5010
	mm	kg	Item No.
Complete with plastic cap	400	220	74891
RAL 5010 gentian blue	500	175	74892
	600	140	74893



META MULTISTRONG® Medium



Cantilever racks - Standard bays for "Medium"



NEW

Upright height:
3500 mm

- rack for **medium** load requirements
- for horizontal/vertical storage of long goods, and storage of timber strips and panels
- hot-rolled **IPE 140** sections punched on both sides for subsequent conversion from single-sided to double-sided; in this case only the foot section needs to be replaced
- **cantilever arms** adjustable in 100 mm steps
- **top class** solid brand quality
- **complete safety** down to the last detail
- **'built-in' expansion options** and made-to-measure custom solutions
- **quick access to goods**
- **lift lock** secures the cantilever arms to prevent them from lifting off accidentally when goods are placed or removed



cantilever arm inserted and fastened with a locking screw, height adjustable at any time, and rack can be converted at a later time

Planning dimensions & load data

Length of starter bay:	Spacing + 73 mm
Depth of single-sided rack:	Nominal length + 230 mm
Depth of double-sided rack:	2x nominal depth + 240 mm
Foot load	= 5 x arm load

Note on safety:

If height/depth ratio is $\geq 5 : 1$, or operating conditions so require, then floor anchoring is required.



For the META MULTISTRONG® range of accessories, see Pages 12 – 13

10

■ 3 days for outgoing shipment

■ 10 days for outgoing shipment

■ on request

META MULTISTRONG® Medium cantilever racks

META MULTISTRONG® Medium IPE 140 · Spacing 1030 mm · RAL 5010 gentian blue

Height mm	Length mm	Depth mm	Number of arms	Arm load kg	Upright load	Single-sided rack		Double-sided rack	
					single sided kg	Starter bay Item No.	Add-on bay Item No.	Starter bay Item No.	Add-on bay Item No.
2000	1000	400	4	535	2880	75063	75065	75117	75118
2000	1000	500	4	430	2340	75066	75067	75119	75120
2000	1000	600	4	355	2000	75068	75069	75121	75122
2000	1000	800	4	250	1650	75070	75071	75123	75124
2500	1000	400	4	535	2500	75072	75073	75125	75126
2500	1000	500	4	430	2200	75074	75075	75127	75128
2500	1000	600	4	355	1900	75076	75077	75129	75130
2500	1000	800	4	250	1500	75078	75079	75131	75132
3000	1000	400	5	535	2300	75080	75081	75134	75135
3000	1000	500	5	430	2000	75082	75083	75136	75137
3000	1000	600	5	355	1750	75084	75085	75138	75139
3000	1000	800	5	250	1250	75086	75087	75140	75141
3500	1000	400	5	535	2100	179736	179737	179744	179745
3500	1000	500	5	430	1740	179738	179739	179746	179747
3500	1000	600	5	355	1475	179740	179741	179748	179749
3500	1000	800	5	250	1100	179742	179743	179750	179751

NEW

META MULTISTRONG® Medium IPE 140 · Spacing 1330 mm · RAL 5010 gentian blue

Height mm	Length mm	Depth mm	Number of arms	Arm load kg	Upright load	Single-sided rack		Double-sided rack	
					single sided kg	Starter bay Item No.	Add-on bay Item No.	Starter bay Item No.	Add-on bay Item No.
2000	1300	400	4	535	2880	75088	75089	75142	75143
2000	1300	500	4	430	2340	75090	75091	75144	75145
2000	1300	600	4	355	2000	75092	75093	75146	75147
2000	1300	800	4	250	1650	75094	75095	75148	75149
2500	1300	400	4	535	2500	75100	75102	75150	75151
2500	1300	500	4	430	2200	75103	75104	75152	75153
2500	1300	600	4	355	1900	75105	75106	75154	75155
2500	1300	800	4	250	1500	75107	75108	75156	75157
3000	1300	400	5	535	2300	75109	75110	75158	75159
3000	1300	500	5	430	2000	75111	75112	75160	75161
3000	1300	600	5	355	1750	75113	75114	75162	75163
3000	1300	800	5	250	1250	75115	75116	75164	75165
3500	1300	400	5	535	2100	179752	179753	179760	179761
3500	1300	500	5	430	1740	179754	179755	179762	179763
3500	1300	600	5	355	1475	179756	179757	179764	179765
3500	1300	800	5	250	1100	179758	179759	179766	179767

NEW

Cantilever uprights Medium IPE 140 · RAL 5010 gentian blue

Height mm	Depth mm	Arm load kg	Upright load	uprights	uprights
			single sided kg	single sided Item No.	double sided Item No.
2000	400	535	2880	74866	74878
2000	500	430	2340	74867	74879
2000	600	355	2000	74868	74880
2000	800	250	1650	74869	74881
2500	400	535	2500	74870	74882
2500	500	430	2200	74871	74883
2500	600	355	1900	74872	74884
2500	800	250	1500	74873	74885
3000	400	535	2300	74874	74886
3000	500	430	2000	74875	74887
3000	600	355	1750	74876	74888
3000	800	250	1250	74877	74889
3500	400	535	2100	179768	179772
3500	500	430	1740	179769	179773
3500	600	355	1475	179770	179774
3500	800	250	1100	179771	179775

Additional cantilever arm Medium, height 70 mm

Description	Depth mm	Load kg	RAL 5010 Item No.
Compl. with plastic cap	400	535	74894
RAL 5010 gentian blue	500	430	74895
	600	355	74896
	800	250	74897

Bracing complete

Description	Dimensions mm	Galvanised Item No.
Complete, galvanised surface	1030	74898
	1330	74899

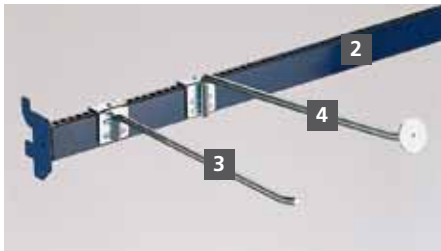
META MULTISTRONG® accessories

Range of accessories for META MULTISTRONG® Light & Medium




1 Upright foot plates · Surface RAL 5010 gentian blue

Depth mm	L IPE 120		M IPE 140	
	Single foot Item No.	Double foot Item No.	Single foot Item No.	Double foot Item No.
400	■ 74805	■ 74812	■ 74816	■ 74820
500	■ 74809	■ 74814	■ 74817	■ 74821
600	■ 74811	■ 74815	■ 74818	■ 74822
800			■ 74819	■ 74823



2 Support beam for clip-on holder

Description	Length mm	RAL 5010 Item No.
RAL 5010 gentian blue	1000	■ 74900
	1300	■ 74901



3 4 Clip-on holder

Description	Length mm	Galvanised Item No.
3 Clip-on holder, galvanised	400	■ 74090
4 Clip-on holder with plate, galvanised	400	■ 74091



5 Support beam for tubular spigots

Description	Length mm	RAL 5010 Item No.
RAL 5010 gentian blue, load capacity 210 kg	1000	■ 77989
	1300	■ 77990

6 Tubular spigots

Description	Length mm	RAL 5010 Item No.
Tubular spigot, complete with accessories RAL 5010 gentian blue, load capacity 70 kg	400	■ 77988



7 End stops and end stop holder

Description	Height mm	Galvanised Item No.
7 Clip-on end stops	170	■ 74911
	270	■ 74912
8 End stop holder for foot section		■ 74913

12

9 Foot anchoring

Description	Galvanised Item No.
Clamp and anchor bolt, complete, 2 clamps required for each foot plate	■ 74914
Levelling plate 1.5 mm (not illustrated)	■ 74833

■ 3 days for outgoing shipment

■ 10 days for outgoing shipment

■ on request

META MULTISTRONG® accessories

Range of accessories for META MULTISTRONG® Light & Medium

10 Base shelves

Description	Length mm	Depth mm	Load capacity kg	Galvanised Item No.
incl. screw connection	1000	400	500	■ 74903
	1000	500	500	■ 74904
	1000	600	500	■ 74905
	1000	800	500	■ 74906
incl. screw connection	1300	400	300	■ 74907
	1300	500	300	■ 74908
	1300	600	300	■ 74909
	1300	800	300	■ 74910



11 Shelves 100 kg · Length 1,000 mm

Description	Length mm	Depth mm	Load capacity kg	Galvanised Item No.
incl. screw connection	1000	400	115	■ 74915
	1000	500	110	■ 74916
	1000	600	100	■ 74917



12 Shelves 230 kg · Length 1000 and 1,300 mm

Description	Length mm	Depth mm	Load capacity kg	Galvanised Item No.
incl. screw connection	1000	400	230	■ 74919
	1000	500	230	■ 74920
	1000	600	230	■ 74921
	1000	800	230	■ 74922
incl. screw connection	1300	400	230	■ 74923
	1300	500	230	■ 74924
	1300	600	230	■ 74925
	1300	800	230	■ 74926



13 Shelves with reinforcers · Length 1,300 mm

Description	Length mm	Depth mm	Load capacity kg	Galvanised Item No.
with reinforcers	1300	400	300	■ 74927
incl. screw connection	1300	500	400	■ 74928
	1300	600	400	■ 74929
	1300	800	270	■ 74930



14 Shelves 300 kg · Length 1,000 mm

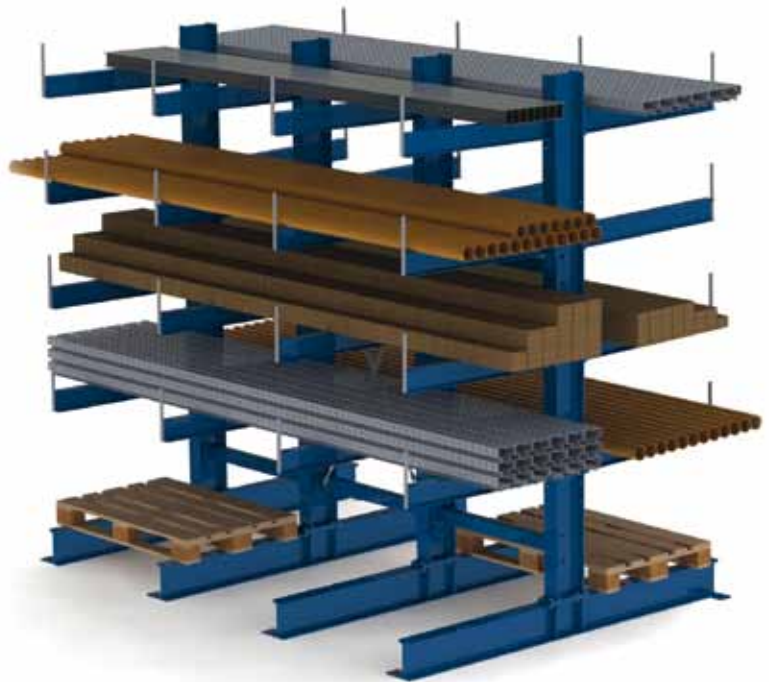
Description	Length mm	Depth mm	Load capacity kg	Galvanised Item No.
incl. screw connection	1000	400	330	■ 74931
	1000	500	330	■ 74932
	1000	600	330	■ 74933
	1000	800	300	■ 74934



Cantilever racks - Standard bays for "Heavy"

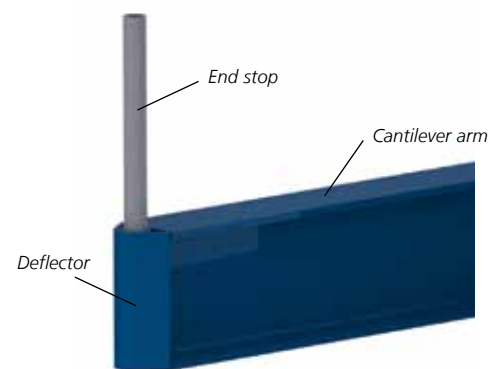


Single-sided rack



Double-sided rack

- racks for **heavy** load requirements
- for horizontal storage of long goods; storage of sheet goods and panels
- hot-rolled **IPE 180-270** sections, uprights and foot sections are bolted together
- **cantilever arm** heights are adjustable in 100 mm steps (screw connection)
- **static load calculations** are made according to the requirements of BGR 234, RAL-RG614/5 and Eurocode 3.
- **cantilever arms** with or without deflector (device for end stop), usable height of end stop 220 mm
- **uprights** include floor anchorings
- **surface:** uprights, arms, foot sections in RAL 5010 gentian blue, diagonal bar, end stops and small parts galvanised
- **suitable for indoor installation only**
- **spacing:** 1000, 1250 and 1500mm



Planning dimensions & load data

Length of starter bay:	IPE 180:	91 mm + spacing
	IPE 200:	100 mm + spacing
	IPE 220:	110 mm + spacing
	IPE 240:	120 mm + spacing
	IPE 270:	135 mm + spacing
Depth of single-sided rack:	IPE180-IPE220:	Nominal depth + IPE section + 95 mm
	IPE240-IPE270:	Nominal depth+ IPE section + 110 mm
Depth of double-sided rack:	2x nominal depth + IPE section + 100 mm	

Note on safety:

The racks are to be set on a sufficiently load-bearing ground slab and must always be anchored to the floor as described in BGR 234, mounting material is included with the uprights. Load data apply to static and evenly distributed loads.



For an example of setup and assembly, see Page 17.

NEW

META MULTISTRONG® Heavy cantilever racks

Single-sided and double-sided uprights

Single-sided upright META MULTISTRONG® Heavy · incl. mounting and fixing material

Height 3,000 mm

Height mm	Depth mm	Upright load		Uprights Type IPE 180 Item No.
		single sided	kg	
3000	800	3340	■	179983
3000	1000	2780	■	179984
3000	1250	2260	■	179985

Height mm	Depth mm	Upright load		Uprights Type IPE 200 Item No.
		single sided	kg	
3000	800	4080	■	180274
3000	1000	3360	■	180276
3000	1250	2750	■	180277



Height 4,000 mm

Height mm	Depth mm	Upright load		Uprights M IPE 200 Item No.
		single sided	kg	
4000	800	3820	■	179986
4000	1000	3070	■	179987
4000	1250	2410	■	179988

Height mm	Depth mm	Upright load		Uprights Type IPE 220 Item No.
		single side	kg	
4000	800	5420	■	180278
4000	1000	4460	■	180279
4000	1250	3480	■	180280

Height mm	Depth mm	Upright load		Uprights Type IPE 240 Item No.
		single side	kg	
4000	800	6740	■	180281
4000	1000	5710	■	180282
4000	1250	4730	■	180283

Height 5,000 mm

Height mm	Depth mm	Upright load		Uprights Type IPE 220 Item No.
		single side	kg	
5000	800	4240	■	180284
5000	1000	3420	■	180285
5000	1250	2730	■	180286

Height mm	Depth mm	Upright load		Uprights M IPE 240 Item No.
		single side	kg	
5000	800	5940	■	180287
5000	1000	4810	■	180288
5000	1250	3770	■	180289

Height mm	Depth mm	Upright load		Uprights Type IPE 270 Item No.
		single side	kg	
5000	800	8480	■	180290
5000	1000	7010	■	180291
5000	1250	5610	■	180292

Double-sided upright META MULTISTRONG® Heavy · incl. mounting and fixing material

Height 3,000 mm

Height mm	Depth mm	Upright load		Uprights Type IPE 180 Item No.
		single sided	kg	
3000	800	3340	■	179989
3000	1000	2780	■	179990
3000	1250	2260	■	179991

Height mm	Depth mm	Upright load		Uprights Type IPE 200 Item No.
		single sided	kg	
3000	800	4080	■	180293
3000	1000	3360	■	180294
3000	1250	2750	■	180295



Height 4,000 mm

Height mm	Depth mm	Upright load		Uprights Type IPE 200 Item No.
		single sided	kg	
4000	800	3820	■	179992
4000	1000	3070	■	179993
4000	1250	2410	■	179994

Height mm	Depth mm	Upright load		Uprights Type IPE 220 Item No.
		single side	kg	
4000	800	5420	■	180296
4000	1000	4460	■	180297
4000	1250	3480	■	180298

Height mm	Depth mm	Upright load		Uprights Type IPE 240 Item No.
		single sided	kg	
4000	800	6740	■	180299
4000	1000	5710	■	180300
4000	1250	4730	■	180301

Height 5,000 mm

Height mm	Depth mm	Upright load		Uprights Type IPE 220 Item No.
		single sided	kg	
5000	800	4240	■	180302
5000	1000	3420	■	180303
5000	1250	2730	■	180304

Height mm	Depth mm	Upright load		Uprights Type IPE 240 Item No.
		single sided	kg	
5000	800	5940	■	180305
5000	1000	4810	■	180306
5000	1250	3770	■	180307

Height mm	Depth mm	Upright load		Uprights Type IPE 270 Item No.
		single sided	kg	
5000	800	8480	■	180308
5000	1000	7010	■	180309
5000	1250	5610	■	180310

■ 3 days for outgoing shipment


■ 10 days for outgoing shipment

■ on request

Cantilevers arms with/without deflector

Cantilever arms for upright IPE 180 · Usable length = Depth – 26 mm

Arm section	Depth mm	Arm load kg	without deflector ¹⁾ Item No.	with deflector ²⁾ Item No.
IPE 80	800	710	■ 180326	■ 179995
IPE 80	1000	570	■ 180327	■ 179996
IPE 80	1250	450	■ 180332	■ 179997
IPE 100	800	1270	■ 180333	■ 180359
IPE 100	1000	1010	■ 180334	■ 180360
IPE 100	1250	790	■ 180335	■ 180361
IPE 120	800	1960	■ 180336	■ 180362
IPE 120	1000	1570	■ 180337	■ 180363
IPE 120	1250	1250	■ 180338	■ 180364



Cantilever arm **without** deflector
(end stop cannot be retrofitted)

Cantilever arms for uprights IPE 200 – IPE 220 · Usable length = Depth – 26 mm

Arm section	Depth mm	Arm load kg	without deflector ¹⁾ Item No.	with deflector ²⁾ Item No.
IPE 80	800	710	■ 180341	■ 179998
IPE 80	1000	570	■ 180342	■ 179999
IPE 80	1250	450	■ 180343	■ 180000
IPE 100	800	1270	■ 180344	■ 180365
IPE 100	1000	1010	■ 180345	■ 180366
IPE 100	1250	790	■ 180346	■ 180367
IPE 120	800	1960	■ 180347	■ 180368
IPE 120	1000	1570	■ 180348	■ 180369
IPE 120	1250	1250	■ 180349	■ 180370



Cantilever arm **with** deflector
(optional end stop can be inserted)

Cantilever arms for uprights IPE 240 – IPE 270 · Usable length = Depth – 35 mm

Arm section	Depth mm	Arm load kg	without deflector ¹⁾ Item No.	with deflector ²⁾ Item No.
IPE 80	800	710	■ 180350	■ 180371
IPE 80	1000	570	■ 180351	■ 180372
IPE 80	1250	450	■ 180352	■ 180373
IPE 100	800	1270	■ 180353	■ 180374
IPE 100	1000	1010	■ 180354	■ 180375
IPE 100	1250	790	■ 180355	■ 180376
IPE 120	800	1960	■ 180356	■ 180377
IPE 120	1000	1570	■ 180357	■ 180378
IPE 120	1250	1250	■ 180358	■ 180379



Cantilever **with** deflector & end stop

Note on safety:

Arms should be not longer than the foot of the upright!



¹⁾ End stop cannot be retrofitted ²⁾ Optional plug-in end stop

Galvanised cross-bracing

Spacing mm	Height 3,000 mm Item No.	Height 4,000 – 5,000 Item No.
1000	■ 180001	■ 180002
1250	■ 180380	■ 180382
1500	■ 180381	■ 180383

One cross-bracing required every 4 bays.
Assembly as described in setup guide.

Horizontal connector RAL 5010

Spacing mm	Item No.
1000	■ 180003
1250	■ 180384
1500	■ 180385

No. of horizontal connectors required:
Height 3000 mm 2x per bay
Height 4000 mm 3x per bay
Height 5000 mm 4x per bay

End stop for cantilever arms

Length mm	Item No.
300	■ 180004

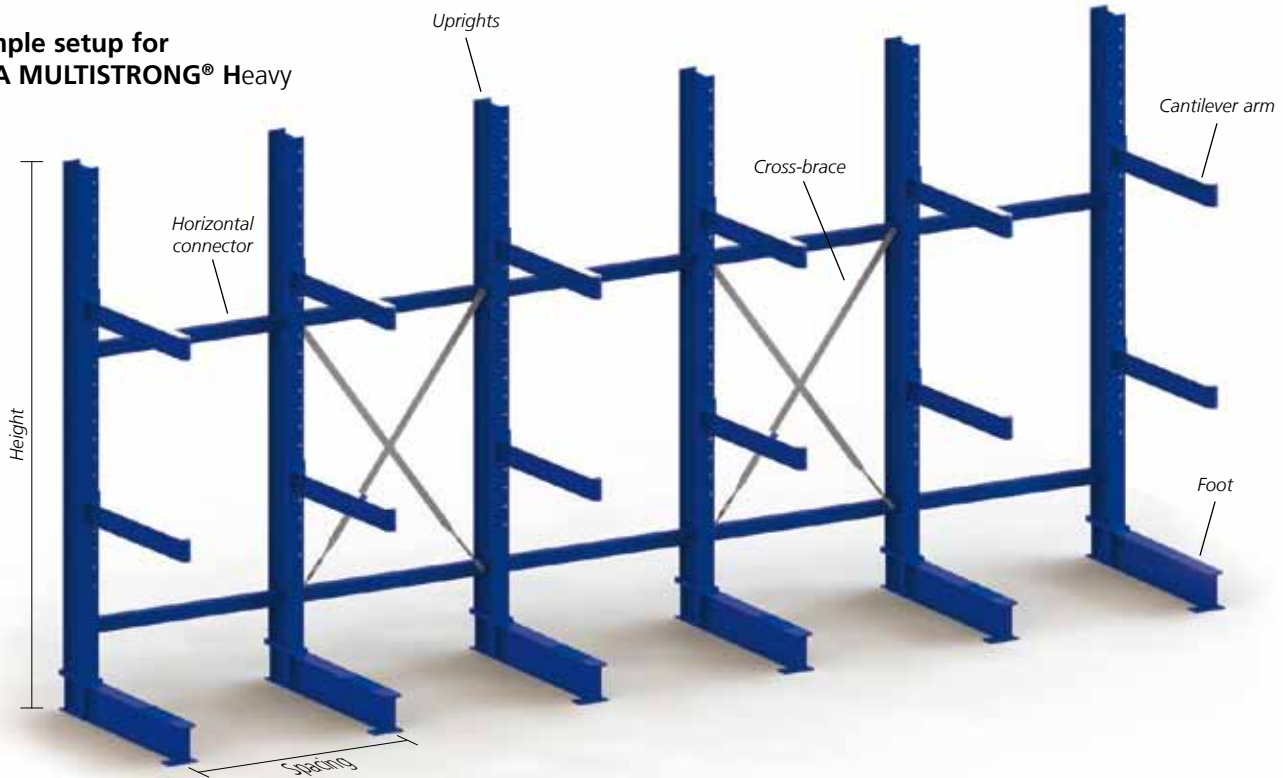
Levelling material

Thickness mm	for IPE	Item No.
1	180/200/220	■ 180533
2	180/200/220	■ 180534
1	240/270	■ 180535
2	240/270	■ 180536

META MULTISTRONG® Heavy cantilever racks

Example setup & assembly


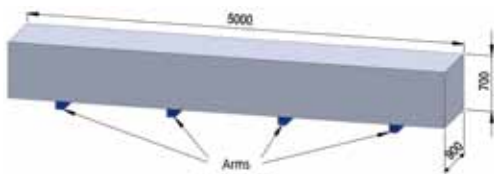
Example setup for META MULTISTRONG® Heavy



META MULTISTRONG® Heavy cantilever racks, example assembly:

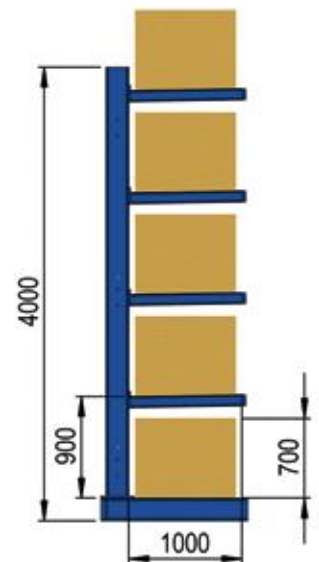
1. Customer specification:

- Long goods package dimensions: 900 x 700 x 5000 mm, weight 3000 kg
- Storage on 4 uprights, each with 5 levels, one package per level
- Rack to be set up at a wall



2. Solution:

- **Arm selection:**
 - Min. length 1000 mm, min. load capacity 3000 kg / 4 cantilever arms = 750 kg
 - cantilever arm selected IPE 100 x 1000 mm, load capacity 1010 kg
 - for round materials, select cantilever arm with deflector
- **Upright selection:**
 - 4 cantilever levels + 1 foot level
 - single-sided upright load $4 \times 750 \text{ kg} = 3000 \text{ kg}$
 - shelf height: height of goods + cantilever arm + clearance
 - shelf height selected: 900 mm
 - Height of upright = $4 \times \text{shelf height} + \text{foot section}$
 - upright IPE 200 selected, single-sided, height 4000 mm
 - 4 uprights Item No. 179987
 - 16 cantilever arms Item No. 180345
- **Horizontals:**
 - 3 bays upright height 4000 mm, 3 horizontals per bay
 - 9 horizontals 1000 mm Item No. 180003
- **Cross-braces:**
 - 3 bays total, 1 cross-bracing to height 4000 mm, spacing 1000 mm
 - 1 cross-brace Item No. 180002



3. Parts list:

pcs.	Designation	Item No.
16	Cantilever arm IPE 100 length 1000 mm without deflector for upright IPE 200	180345
4	Upright IPE 200, height 4000 mm, single-sided, useful depth 1000 mm	179987
9	Horizontals 1000 mm	180003
1	Cross-bracing for spacing 1000 mm and upright height 4000 (2 crosses)	180002

META MULTISTRONG® cantilever racks

Case Studies



Cantilever racks

META MULTISTRONG® cantilever racks



META MULTISTRONG® cantilever racks

Case Studies



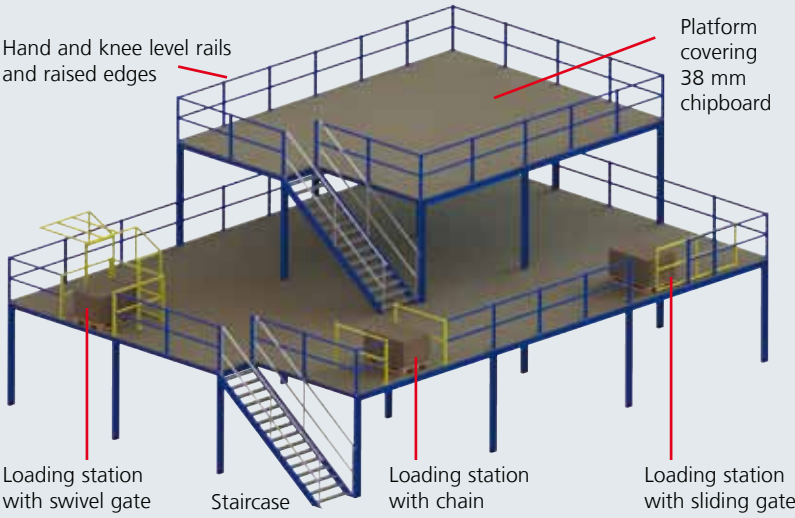
META MULTISTRONG® cantilever racks

Case Studies



META steel structures and system platforms

Practical solutions made of steel



META steel structures and system platforms

Practical solutions made of steel

With META steel platforms, you effectively double your storage room and create new surface area. Storage areas, production rooms, workshops and machine rooms are extended without the need for new buildings. You can find successful examples on this page.

■ Staircases and elevator systems



Robust staircases allow personnel to reach the upper levels safely, quickly and comfortably



With elevator systems, personnel and goods can easily get to the upper levels



And META offers you even more...

We don't know what it is you want to store,
but we're sure to have a solution that suits you!

Other catalogues and more information about
the following product ranges and categories are
available on request - quickly and free of
charge!

Please contact us!

Shelving systems / platforms

Pallet racks

Cantilever racks

Mobile racks

Storage systems order catalogue

Office shelving order catalogue

Rack inspection

Please contact us!

